

MSS

2019

**DONOR
IMPACT
REPORT**



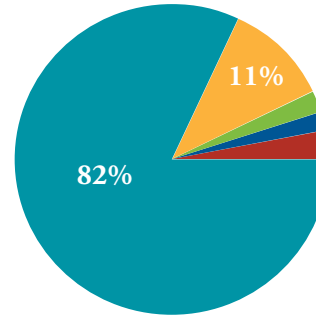
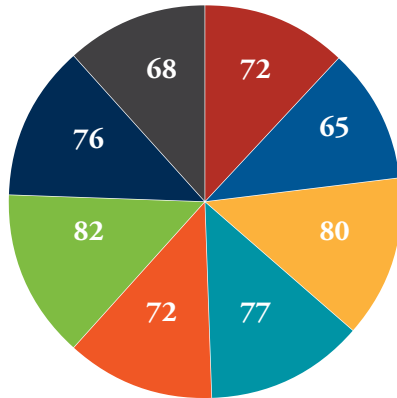
▶ Who We Support

Our **mission** is to support people with disabilities as vital and contributing members of our community.

592 People Served in 2019.

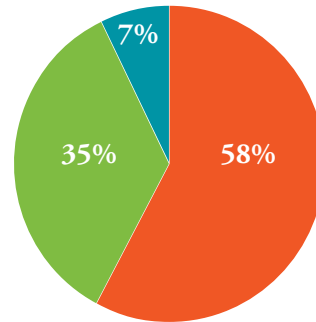
People Served by Location

- ▶ Apple Valley
- ▶ Brooklyn Center
- ▶ Eagan
- ▶ Oakdale
- ▶ Shoreview
- ▶ St. Paul DTH
- ▶ St. Paul EDTH
- ▶ Employment Services



Primary Disability

- ▶ I/DD
- ▶ Mental Illness
- ▶ Medical/Physical (2%)
- ▶ Brain Injury (2%)
- ▶ Other (3%)

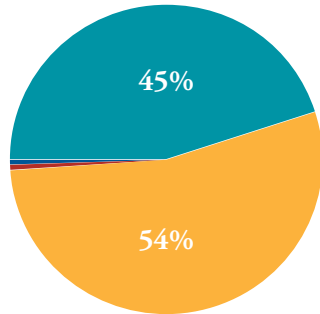


Primary Ages

- ▶ 18-40
- ▶ 41-65
- ▶ 66-85

► Satisfaction of People Served & Stakeholders

Persons Served




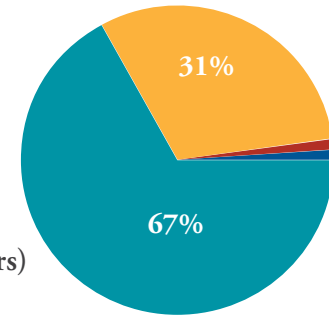
► Strongly Agree

► Agree

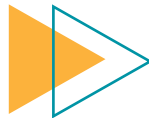
► Disagree (.5% Persons Served, 1% Stakeholders)

► Strongly Disagree (.5% Persons Served, 1% Stakeholders)


Stakeholders



"I really like it at MSS – I can trust the people here." – Person Served



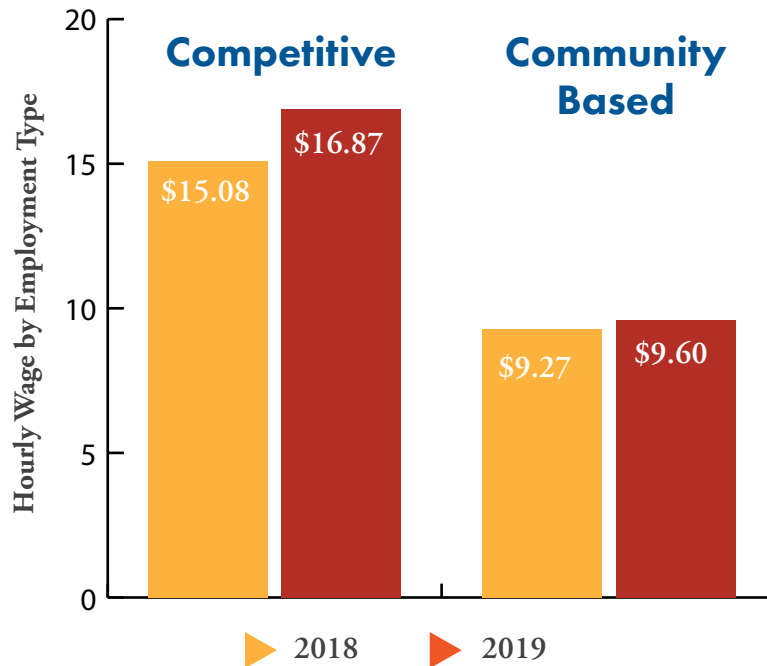
"My daughter can't wait to get through the weekend and back to MSS at the start of each week." - Family Member



"Staff are always responsive and give feedback as needed. Couldn't ask for more!" – County Case Manager

► Employment

A wide range of services that can meet people wherever they are on the employment path and help them find their ideal type of work. Some of the opportunities we offer are supported or competitive employment, micro-enterprises, and self-employment.



103

people started new employment services in 2019.

► Life Enrichment

Individualized, person-centered services that develop and maintain life skills for people with developmental disabilities or related conditions so they can fully participate in community life.

99.2% *of the people in our program said their life has improved as a result of our services.*

97% *of people made or maintained progress on their life goals.*



► Creative Arts

We offer robust Creative Arts options that include instruction in a variety of mediums, assistance in pursuing self-employment in the arts, and the opportunity to showcase art in an inclusive, community-based art gallery and other public spaces.



▶ MSS IN THE COMMUNITY

MSS Provided 27,579 hours of Community Engagement in 2019.

MSS would like to thank of a few of our community partners who help us succeed through collaboration, volunteering, community engagement, and support:

21 Roots Farm
Arc of Greater Twin Cities
Arrow Companies
Avalon School St. Paul
A'viands at Augsburg College
Cashe Software
CEAP Brooklyn Center
Century College
Chef Joshua Ahrens
Chicago Avenue Fire Arts Studio
Christ Episcopal Church
Christ the King Church

Cow Tipping Press
Craig Snyder
Culver's Restaurants
David & Lynn Myhr
Dayton's Bluff Community Council
Eagan Foundation
East Side Area Business Association
EFH
Famous Dave's
Feed My Starving Children
First Concrete
FIS
Flicker Meat Company
F.R. Bigelow Foundation
Freimuth and Co.
Hamline University
Harman and Hartman Financial

Hy-Vee
Jennings Community Learning Center
Margaret Rivers Fund
MacPhail Center for Music
Meals on Wheels
Metropolitan Airports Commission
Metropolitan Regional Arts Council
Minneapolis College of Art & Design
Minnesota Department of Human Services
Minnesota Department of Transportation
Minnesota Governor's Council
Minnesota State Arts Board
Mississippi Market
MME Group

Molly Barrett
Mosaic on a Stick
Mounds Park
Muller Memorial
Music Safari
North Central Bus
North Risk Partners
Northwoods Equity
Optage Senior Dining Choices, Roseville
Otto Bremer Trust
Party Time Liquor
PCs for People
Pollinate
Premier Banks
RBC Foundation
Rice Street Community Garden
SICK, Inc.
Smith's Medical

(continued)

Spectrum Plastics Group
St. Paul College
St. Paul Cultural STAR
Program
St. Paul Fire Department
St. Paul Foundation
St. Paul Masonic Center
St. Paul Parks and
Recreation Department
St. Paul Police Department
St. Paul Public Works
St. Paul Saints
Textile Center of Minnesota
The Show Nonprofit
Twin Cities Kids In Need
Resource Center
Ultimate Fleet Repair
United Methodist Church
University of St. Thomas
Upstream Arts
Vertical Endeavors
We Are Lions
Wilkerson Guthmann



▶ 2019 Financial Highlights

An overview of our 2019 financials.

Statement of Financial Position Year ending December 31, 2019

Assets	2019
Cash & Investments	\$ 357,090
Accounts Receivable & Prepaid Expenses	1,422,819
Land, Building & Equipment, Net of Depreciation	1,981,776
Intangible Assets	87,292
O'Neil Endowment Fund	1,350,809
Total assets	\$ 5,199,786

Liabilities and Net Assets

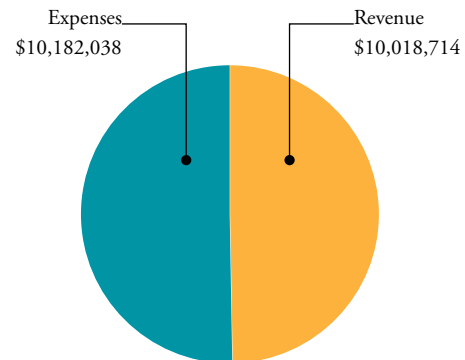
Liabilities

Current Liabilities	\$ 646,486
Long-Term Liabilities	85,359
Total Liabilities	\$ 731,845

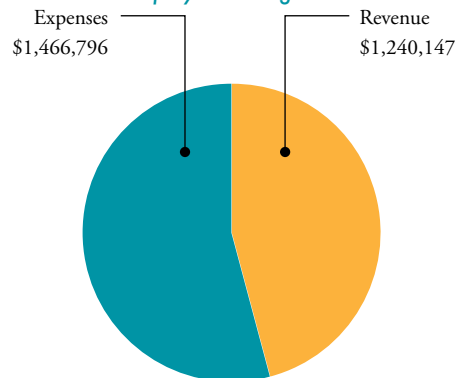
Net Assets

Net Assets Without Donor Restrictions	\$ 2,953,228
Net Assets With Donor Restrictions	\$ 1,514,713
Total Net Assets	\$ 4,467,941
Total Liabilities and Net Assets	\$ 5,199,786

Day Training & Habilitation (DT&H) Program



Employment Program



Statement of Unrestricted Activities
Year ending December 31, 2019

Revenue	Employment Program	DT&H Program	2019 Agency
Training fees, county	\$ 620,361	\$ 9,647,371	\$ 10,267,732
Mobile Work Crew/Subcontract Sales	224,936	87,019	311,955
RSB Extended Employment & Case Service	156,496		156,496
United Way Contributions			
Other Contributions & Investment Income	81,390	44,692	126,082
Released from Restriction	117,630	177,324	294,954
Interest & Miscellaneous Income	39,334	62,308	101,642
Total Revenue	\$ 1,240,147	\$ 10,018,714	\$ 11,258,861
Expenses			
Personnel	\$ 819,139	\$ 4,893,140	\$ 5,712,279
Participant Wages, Taxes & Benefits	169,766	104,326	274,092
Transportation	94,909	1,564,863	1,659,772
Operating Expenses	218,841	564,780	783,621
Management & General	96,902	1,485,928	1,582,830
Other Program Expenses	67,239	1,569,001	1,636,240
Total Expenses	\$ 1,466,796	\$ 10,182,038	\$ 11,648,834
Net Operating	\$ (226,649)	\$ (163,324)	\$ (389,973)
Unrestricted – Non-Operating			
Impairment of Asset Held for Investment			-
Other Contributions (Special Event)			110,052
Trust & Endowment Investment Income (Loss)			18,393
Net Non-Operating			128,445

▶ MSS Leadership Teams

Board of Directors

Jeff Betchwars,
Board Chair
Executive Management
Services, Inc.

Tom Lyman,
Vice Chair
Ecolab, Inc., Retired

Steve Freimuth,
Treasurer
Steven W. Freimuth & Co.,
LLC

Jane Miller,
Secretary
3M, Retired

Matthew Hansen
Mercarik, Inc.

Dr. Robert Sicoli
Children's Hospitals and
Clinics of Minnesota

Mark Novitzki
Premier Banks

Ken Rodgers
Minnesota Department of
Transportation

Lynn Schmidt
Parent

Bobbi Hopman
Dungarvin, Inc.

Dan Ryan
Attorney

Operations and Management Team

Julie Johnson
President /CEO

Michelle Dickerson
Vice President,
Program Services

Meghan Moore
Director of Human
Resources

Chris Salter
Director of Quality
Assurance

Stan Thompson
Operations Manager

mssmn.org



MAIN OFFICE

ST. PAUL

900 Ocean Street
St. Paul, MN 55106
Phone: 651-778-1000
Fax: 651-772-4352

APPLE VALLEY

14779 Energy Way
Apple Valley, MN 55124
Phone: 952-891-5345
Fax: 952-891-1922

BROOKLYN PARK

7600 Boone Avenue North
Suite 86
Brooklyn Park, MN 55428
Phone: 763-557-1231
Fax: 763-557-1458

EAGAN

3265 Northwood Circle
Suite 180
Eagan, MN 55121
Phone: 651-454-9010
Fax: 651-454-9011

SHOREVIEW

1045 Tomlyn Avenue
Shoreview, MN 55126
Phone: 651-483-3000
Fax: 651-483-5994

OAKDALE

3400 Granada Ave. N.
Suite 190
Oakdale, MN 55128
Phone: 651-777-7220
Fax: 651-777-7233



Equal Opportunity Employer. MSS is a Private 501(c)3 Nonprofit Agency